



Shangri-La / Vienna Price List

Effective Date: 2/1/2020

Shangrila Size Limitations & Motorization

Minimum Width Cord Loop	12"
Minimum Width Motorized	23"
Minimum Length	18"
Maximum Width	120"
Maximum Length Light Filtering	132"
Maximum Length Room Dimming	122"

Minimum Depth: 1" (for install)

Headrail size: 3 1/8" deep, 2 7/8" high

Motorized	List
Rollease 28 Battery	710
Charger	80
Remote - 1 Channel	169
Remote - 15 Channel	200

Shangri-La Eternity 2" Vienna horizontal sheers

	24	30	36	42	48	54	60	66	72	84	96	108	120
36	620	696	779	851	932	1014	1088	1169	1367	1535	1694	2056	2420
42	654	737	819	910	995	1086	1169	1253	1460	1641	1810	2207	2604
48	692	781	876	964	1057	1150	1250	1348	1557	1744	1932	2365	2795
54	721	818	920	1021	1125	1224	1334	1445	1651	1848	2067	2589	3108
60	754	865	968	1076	1182	1304	1416	1536	1738	1966	2203	2766	3328
66	788	905	1019	1134	1253	1379	1512	1634	1833	2090	2343	2941	3537
72	819	945	1069	1192	1323	1460	1594	1730	1932	2207	2481	3133	3782
78	844	979	1107	1244	1383	1526	1665	1811	2024	2320	2604	3291	3976
84	879	1019	1153	1309	1454	1604	1760	1912	2128	2445	2745	3456	4172
90	916	1057	1206	1365	1524	1692	1843	2005	2231	2561	2882	3648	4412
96	950	1102	1256	1427	1594	1761	1927	2095	2335	2680	3019	3831	4640
102	1089	1259	1434	1622	1793	1956	2186	2400	2565	2918	3255	3937	4741
108	1146	1325	1512	1707	1882	2063	2298	2527	2704	3066	3427	4145	4861
114	1216	1406	1602	1810	2005	2193	2438	2679	2867	3255	3632	4397	5162
120	1309	1506	1720	1939	2139	2343	2605	2867	3067	3485	3889	4706	5518
126	1392	1604	1832	2064	2283	2497	2778	3061	3271	3717	4146	5015	5889
132	1484	1709	1951	2199	2430	2666	2961	3261	3486	3959	4418	5346	6275

Shangri-La Moonlight 2" Vienna room dimming horizontal sheers

	24	30	36	42	48	54	60	66	72	84	96	108	120
36	682	766	857	936	1025	1115	1197	1286	1504	1689	1863	2262	2662
42	719	811	901	1001	1095	1195	1286	1378	1606	1805	1991	2428	2864
48	761	859	964	1060	1163	1265	1375	1483	1713	1918	2125	2602	3075
54	793	900	1012	1123	1238	1346	1467	1590	1816	2033	2274	2848	3419
60	829	952	1065	1184	1300	1434	1558	1690	1912	2163	2423	3043	3661
66	867	996	1121	1247	1378	1517	1663	1797	2016	2299	2577	3235	3891
72	901	1040	1176	1311	1455	1606	1753	1903	2125	2428	2729	3446	4160
78	928	1077	1218	1368	1521	1679	1832	1992	2226	2552	2864	3620	4374
84	967	1121	1268	1440	1599	1764	1936	2103	2341	2690	3020	3802	4589
90	1008	1163	1327	1502	1676	1861	2027	2206	2454	2817	3170	4013	4853
96	1045	1212	1382	1570	1753	1937	2120	2305	2569	2948	3321	4214	5104
102	1198	1385	1577	1784	1972	2152	2405	2640	2822	3210	3581	4331	5215
108	1261	1458	1663	1878	2070	2269	2528	2780	2974	3373	3770	4560	5347
114	1338	1547	1762	1991	2206	2412	2682	2947	3154	3581	3995	4837	5678
120	1440	1657	1892	2133	2353	2577	2866	3154	3374	3834	4278	5177	6070
122	1531	1764	2015	2270	2511	2747	3056	3367	3598	4089	4561	5517	6478

Shangri-La Eternity 3" Vienna horizontal sheers

	24	30	36	42	48	54	60	66	72	84	96	108	120
36	682	766	857	936	1025	1115	1197	1286	1504	1689	1863	2262	2662
42	719	811	901	1001	1095	1195	1286	1378	1606	1805	1991	2428	2864
48	761	859	964	1060	1163	1265	1375	1483	1713	1918	2125	2602	3075
54	793	900	1012	1123	1238	1346	1467	1590	1816	2033	2274	2848	3419
60	829	952	1065	1184	1300	1434	1558	1690	1912	2163	2423	3043	3661
66	867	996	1121	1247	1378	1517	1663	1797	2016	2299	2577	3235	3891
72	901	1040	1176	1311	1455	1606	1753	1903	2125	2428	2729	3446	4160
78	928	1077	1218	1368	1521	1679	1832	1992	2226	2552	2864	3620	4374
84	967	1121	1268	1440	1599	1764	1936	2103	2341	2690	3020	3802	4589
90	1008	1163	1327	1502	1676	1861	2027	2206	2454	2817	3170	4013	4853
96	1045	1212	1382	1570	1753	1937	2120	2305	2569	2948	3321	4214	5104
102	1198	1385	1577	1784	1972	2152	2405	2640	2822	3210	3581	4331	5215
108	1261	1458	1663	1878	2070	2269	2528	2780	2974	3373	3770	4560	5347
114	1338	1547	1762	1991	2206	2412	2682	2947	3154	3581	3995	4837	5678
120	1440	1657	1892	2133	2353	2577	2866	3154	3374	3834	4278	5177	6070
126	1531	1764	2015	2270	2511	2747	3056	3367	3598	4089	4561	5517	6478
132	1632	1880	2146	2419	2673	2933	3257	3587	3835	4355	4860	5881	6903

Shangri-La Moonlight 3" Vienna room dimming horizontal sheers

	24	30	36	42	48	54	60	66	72	84	96	108	120
36	750	843	943	1030	1128	1227	1317	1415	1654	1858	2049	2488	2928
42	791	892	991	1101	1205	1315	1415	1516	1767	1986	2190	2671	3150
48	837	945	1060	1166	1279	1392	1513	1631	1884	2110	2338	2862	3383
54	872	990	1113	1235	1362	1481	1614	1749	1998	2236	2501	3133	3761
60	912	1047	1172	1302	1430	1577	1714	1859	2103	2379	2665	3347	4027
66	954	1096	1233	1372	1516	1669	1829	1977	2218	2529	2835	3559	4280
72	991	1144	1294	1442	1601	1767	1928	2093	2338	2671	3002	3791	4576
78	1021	1185	1340	1505	1673	1847	2015	2191	2449	2807	3150	3982	4811
84	1064	1233	1395	1584	1759	1940	2130	2313	2575	2959	3322	4182	5048
90	1109	1279	1460	1652	1844	2047	2230	2427	2699	3099	2487	4414	5338
96	1150	1333	1520	1727	1928	2131	2332	2536	2826	3243	3653	4635	5614
102	1318	1524	1735	1962	2169	2367	3646	2904	3104	3531	3939	4764	5737
108	1387	1604	1829	2066	2277	2496	2781	3058	3271	3710	4147	5016	5882
114	1472	1702	1938	2190	2427	2653	2950	3242	3469	3939	4395	5321	6246
120	1584	1823	2081	2346	2588	2835	3153	3469	3711	4217	4706	5695	6677
122	1684	1940	2217	2497	2762	3022	3362	3704	3958	4498	5017	6069	7126

FINISHED DIMENSIONS

for Shangri-La Horizontal Window Shadings

Once ordered and manufactured, the width of the fabric cannot be altered. Your fabricator makes deductions to the width of Window Shadings depending on the type of mounting indicated. For all mounting types, fabric will measure exactly the length ordered when the vanes are in the open or "view-through" position.

Note on Specifications

Due to variations in fabric weave and environmental conditions, the finished dimensions for both the width and length may vary, plus or minus 1/8", from your order measurements.

Inside Mount

- Headrail will measure ordered width minus: 3/16"
- Fabric will measure ordered width minus: 1-1/8"

Side (End) Mount

- Headrail will measure ordered width minus: 11/16"
- Fabric will measure ordered width minus: 1-5/8"

Outside Mount

- Headrail will measure ordered width plus: 3/16"
- Fabric will measure ordered width minus: 3/4"

Exact End to End Mount

- Headrail will measure ordered width:
- Fabric will measure ordered width minus: 15/16"

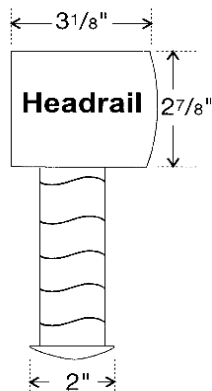
Width and length measurements may vary plus or minus: 1/8" 1/8"

*Headrail measurement includes end caps.

HEADRAIL OPTIONS

Deluxe Headrail

The Deluxe Headrail is white aluminum with a color coordinated fabric insert.



Inside Mount

Minimum depth for flush inside mount including the installation brackets: 3-5/8"

Shallow Mount

Minimum depth required for mounting: 3/4"

Side Mount

Minimum depth for side mount: 1-1/4"
Maximum shading width for side mount: 48"

Outside Mount

Minimum surface area required for mounting: 3/4"

Headrail Inserts

The fabric inserts for the Deluxe Headrail are available in the 16 sheer colors. The five Room Darkening fabrics will be paired with the fabric strips in the following colors:

<u>Fabric Color</u>		<u>Insert Color</u>	
Starlight	2100	Powder	1000
Cloud White	2200	Vellum	1001
Aurora	2300	Hazelnut	1002
Horizon	2400	Sand	1016
Moondance	2500	Vellum	1001

CORD INFORMATION

Shangri-La Window Shadings are available with two cord styles:

- Braided polyester cord – **standard**
- Bead chain - optional at no additional charge

Both cord styles will measure the length indicated below unless otherwise specified.

<u>Shade Length</u>	<u>Standard Loop</u>
12" - 36"	2' (24")
36" - 48"	3' (36")
48" - 72"	4' (48")
72" - 96"	5' (60")
96" - 120"	6' (72")
120" - 132"	7' (84")

Maximum cord lengths:

- Polyester cord - 12 feet
- Bead chain - 8 feet

To maintain the locking action in the bead chain in the “view-through” mode, a formula of: **½ the shading length plus 12”, is the minimum length the bead chain loop can be ordered for the shading to operate properly.**

Example:

Shading length = 48”

½ of 48” = 24”

Minimum cord loop: 24” + 12” = 36”

There is no reverse roll stop on the polyester cord.

Reverse Rolling Utilizing the Bead Chain

Shadings measuring greater than 26” to 36” in the length utilize a standard 24” bead chain. Due to the **chain length to shade length ratio** on shades measuring greater than 26” to 36” when utilizing the standard 24” bead chain, shades of this size cannot be raised the full reverse roll height of 24”. The following table lists the reverse roll heights for shades that fall within this category.

Shade Length	Reverse Rolls
27”	19”
28”	18”
29”	17”
30”	16”
31”	15”
32”	14”
33”	13”
34”	12”
35”	11”
36”	10”

- Utilizing a 36” bead chain loop, shadings greater than 26” to 36” in length will achieve a 24” reverse roll.
- Shadings 12” to 26” in length will reverse roll the complete length of the shade.

Warranty Information Regarding Polyester Cord Option

Unlike its bead chain counterpart, the braided polyester cord does not have a reverse roll stop. If a shade with a braided polyester cord is raised above 24” in the “reverse roll” mode, there is a possibility of the fabric rubbing on the headrail. Your fabricator reserves the right NOT to warrant wear and tear of fabric if damaged by roll-up in excess of 24”.

DESIGN AND OPERATION

Fabric Collections

Shangri-La Sheer Window Shadings are available with two different fabric vanes. Shangri-La Sheer fabric gently filters light while room darkening casts deep room darkening shadows. Please note that room darkening is not a blackout fabric.

Shading Operation

Shangri-La Window Shadings feature the Omni-View Cord System. The Omni-View System provides the ability to manipulate the shading into various viewing positions. From the closed and retracted position (fabric inside the headrail), lower the fabric by pulling down on the rear of the loop cord until you reach the desired shading position.

Once lowered completely to the window sill, continuing to pull the cord in the same direction will open the horizontal fabric vanes,

offering varied views to the outside. Continuing to pull the cord in the same direction will lift the shading while still in the view-through mode. To retract the shading, simply pull down on the front of the cord until the shading reaches the desired viewing mode or fabric position.

Viewing Options

The Omni-View System provides a number of varied views to the outside for controlling light and privacy. Consequently, there are variations in visibility through the shadings when the vanes are tilted to their maximum open positions. The following five modes can be obtained with standard shading operation when viewing the shading at eye level.

- **Closed top, open bottom** – By partially lowering the shading from the fully raised position, the upper portion of your window will become semi-opaque while allowing a clear view below.
- **Fully private** – When lowered completely, the shading provides complete privacy and softly diffuses light.
- **Partially open** – Opening the shading slightly will gradually increase the level of light and allow varying levels of “view-through.”
- **View-through when lowered** – By completely opening the vanes, the shading provides a softened, veiled view to the outside.
- **View-through when raised** – From the open or view-through position, continuing to pull down on the back of the cord will raise the fabric allowing a clear view outside from below, and a veiled view above. This exclusive feature allows the shading to be raised up to 24” in this mode.

Please refer to the Warranty Information Regarding Polyester Cord section for important details on the polyester cord.

VANE CLOSURE (Figure S)

Shangri-La Window Shadings fabric vanes overlap and provide privacy when closed. However, the inherent nature of the fabric will cause a slight increase in the distance from the front sheer to back sheer as you move further down the shading. These vanes do not form a perfect seal against light leakage which is most visible toward the bottom of the shading.

Vane closure is measured as the distance between the front and rear fabric sheers 6” up from the lowest point of the bottom rail, with the shading fully lowered and the vanes closed. For sheer shadings, the maximum distance from the front sheer to the back sheer when closed is 7/8”. On room darkening fabrics, the distance is 5/8”.



Figure S

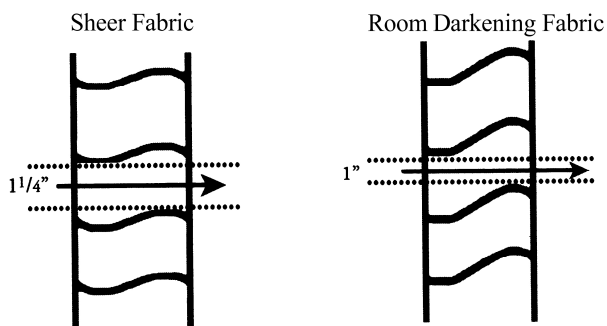
Side by Side Alignment

When Shangri-La Window Shadings are installed side-by-side, vane alignment can be guaranteed within ¼” only if:

- The shadings are the same color and ordered at the same time.
- The sum total of the widths of all shades needing alignment is less than 102”.
- Side-by-side lineup must be specified when the order is placed.

Vane Opening

Vanes on the two styles of Shangri-La fabrics open to slightly different degrees. Consequently, there are variations in visibility through the shadings when the vanes are tilted to their maximum open positions. The variations among the products are shown in the below illustration when looking through the shading $\frac{1}{4}$ of the way up from the bottom.



Leveling Shangri-La Window Shadings

Shangri-La Window Shadings are leveled and weighted in the factory. When installed level, the fabric will not skew when raised. If the headrail is not installed level, skewing can occur that can damage the edge of the fabric. Be sure to follow the installation instructions carefully to ensure correct and balanced operation.

HARDWARE

Hold Down Brackets

Hold down brackets are made of a clear plastic which fit into holes in the end cap of the bottom rail. Hold downs are generally used to secure the bottom of the window shading to prevent swaying.

Extension Brackets

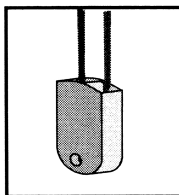
Extension or "L" brackets are available which can be used to project the back of the shading $4\frac{1}{4}"$ from the mounting surface.

Spacer Blocks

Spacer blocks project the shading $\frac{3}{8}"$ from the mounting surface. Use spacer blocks to obtain clearance when obstructions, such as window cranks or door handles, obstruct the movement of the shading.

Cord Tensioner

The cord tensioner keeps the cord taut to prevent children and pets from entangling and subsequently injuring themselves. It also allows the bead chain and roll stop to pass through easily, as well as the polyester cord. Cord tensioners must be used for this product to comply with the Consumer Product Safety Commission (CPSC) Child Safety guidelines.



IMPORTANT MEASURING GUIDELINES for Shangri-La Horizontal Window Shadings

- Precise width and length measurements are critical. Fabric width cannot be altered after the shading is fabricated.
- Please use a metal tape measure for accuracy from home to factory.
- The headrail must be installed perfectly level and installed evenly to ensure smooth operation. On an inside mount, it is recommended that you check to see that the mounting surface is level and consistent. If your soffit needs to be leveled, this should be done before measuring.

Length Considerations

Your fabricator will fabricate your Shangri-La Window Shading to the exact length ordered, when the vanes are in the open (or view-through) position. When the vanes are rotated to the closed position, the shading will become $\frac{3}{8}"$ longer.

When closed on an inside mount, a slight puckering may occur on the lower sheerest section because of contact with the sill. To compensate, slightly raise the shading until the rail begins to lift off the window sill.

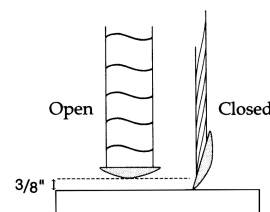
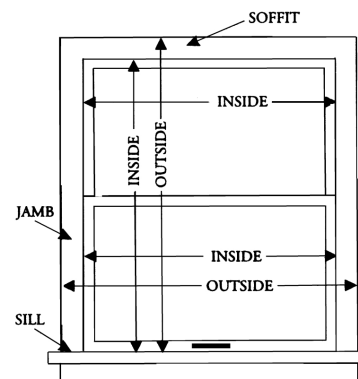


Figure T

If preferred, the shading can be ordered $\frac{3}{8}"$ less than the measured length of the window opening. In this case, the bottom rail will be positioned $\frac{3}{8}"$ above the sill when the vanes are in the open position. Rotating the vanes closed will cause the bottom rail to touch the window sill, closing any space.

Measuring Instructions for Shangri-La Horizontal Window Shadings



Inside Mount

Measure across the width of your window opening in three different places - top, middle and bottom. Measurements should be taken within the window jamb. Provide the smallest of the three measurements to your fabricator. Be exact. Your fabricator will make the necessary deductions to fit the window opening.

Measure the length of the window opening from the underside of the soffit to the surface of the window sill in two places - use the smaller of these two measurements.

Outside Mount

Measure the exact width and length of the area to be covered. On the width, allow at least $1\frac{1}{2}"$ of an overlap on each side. An overlap of $3"$ on each side is recommended.

Be sure to take into consideration any obstructions such as window trim, molding, locks and window cranks.

Side Mount

Shangri-La may be side mounted using "L" brackets. For side mounts, follow the instructions for inside mounts. An additional $\frac{1}{2}"$ will be taken off the standard inside mount deduction to allow room for the "L" brackets.

The maximum shade width utilizing the side mount option is 48".

Shangri-La Soft Sheer Horizontal Window Shadings

FEATURES AT A GLANCE

- A window shading of unique beauty and performance for the finishing touch to a beautiful window and room.
- Horizontal fabric vanes float between two layers of soft, knitted fabric sheers, to soften your view outside with a choice of fabrics.
- All Soft Sheer Horizontal vane colors are featured between two layers of white sheer fabric except for Pearl Essence, color #3001. This unique color features sheer fabric that is perfectly matched to the pearl color of the vane creating a rich tone-on-tone appearance.
- Available to widths of 114" and drops to 132" to provide visual elegance to the widest of windows. Room Darkening 96" long.
- Vanes glide from open to closed to out-of-sight with elegant hardware.
- A choice of translucent or room darkening fabrics, which coordinate beautifully with Shangri-La Soft Sheer Verticals.
- Only the Omni-View cord system provides five distinctly different variations of vane position for numerous combinations of privacy, view and light control.
- Only with Shangri-La, partially raise the shading with the fabric vanes in the open, "view-through" position so you keep your view and still feel the outdoor breeze.
- Sophisticated array of colors which are designed to flatter your décor.
- Two different color coordinated headrail styles to maintain your sophisticated look.
- Low side light gap provides minimal light leakage on shading sides and above the headrail for increased privacy.
- Easy to install hardware and brackets allows for effortless installations and easy removal for cleaning.
- May be ultrasonically or traditionally cleaned to stay bright and beautiful.
- Limited Lifetime Warranty as a commitment to your satisfaction.

Flame Resistance

Soft Sheer Horizontal fabric may be processed with a topical treatment to resist flames and adhere to strict flammability codes. For more information, contact your fabricator.

Cleaning and Care

The soft, delicate feel of the Shangri-La fabric belies the durability of the material. Shangri-La is made from a sturdy, knitted polyester fabric which can be feather dusted or vacuumed at a low setting. Spots or stains can be lightly rubbed clean with a damp sponge and mild soap. To avoid discoloration of the material, we recommend against the use of chemical cleaners.

Shangri-La fabric may also be ultrasonically cleaned.